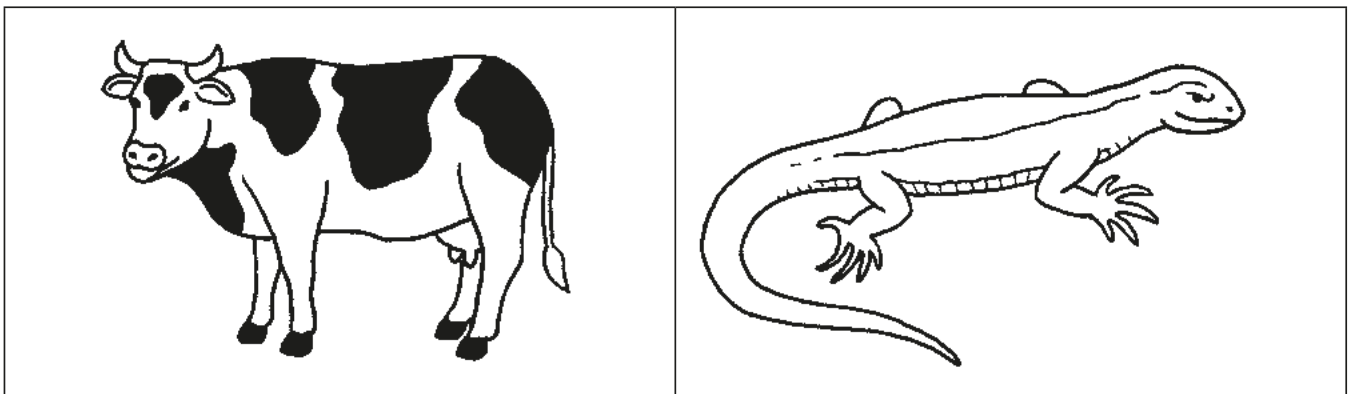





Son initial donné



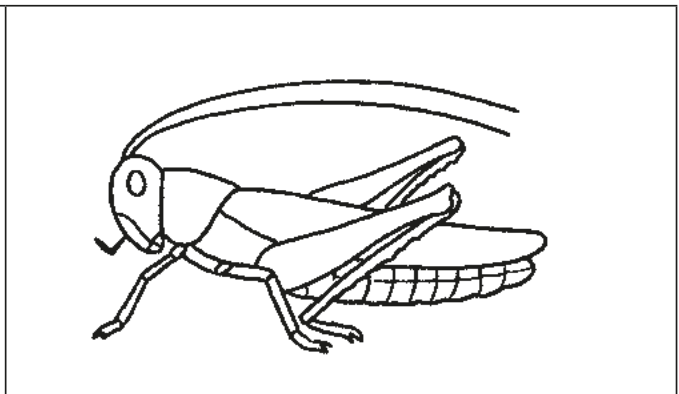





→ Sur chaque ligne, sélectionne le dessin du mot qui commence par le son [l].



A1

Son initial donné



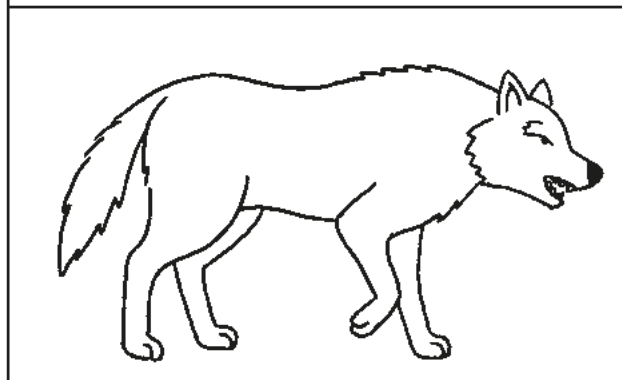





→ Sur chaque ligne, sélectionne le dessin du mot qui commence par le son [s].



A2

Son initial donné

→ Dans chaque colonne, sélectionne le dessin du mot qui commence par le son donné.




Son initial donné


→ Dans chaque colonne, sélectionne le dessin du mot qui commence par le son donné.



[3]








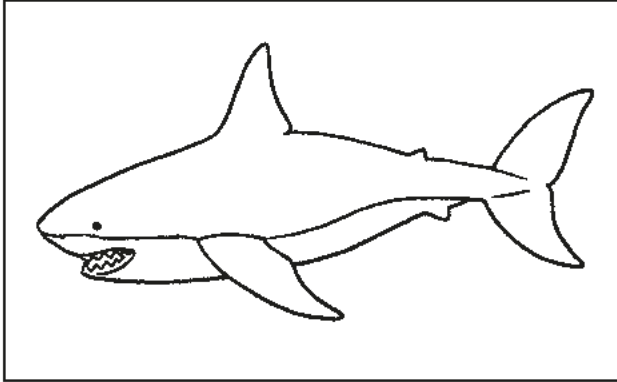



[R]



B2

Son initial donné









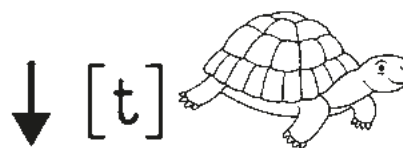
→ Dans chaque colonne, sélectionne le dessin du mot qui commence par le son donné.



B3

Son initial donné

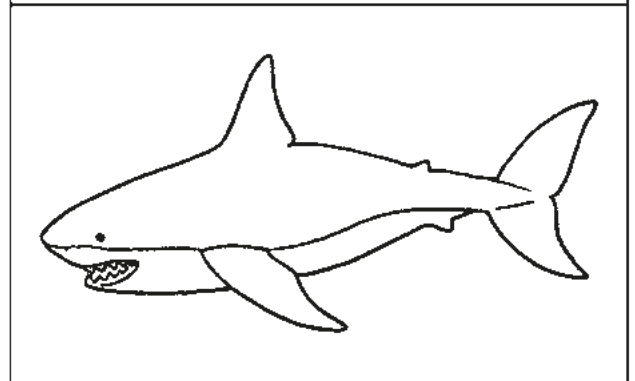







→ Dans chaque colonne, sélectionne le dessin du mot qui commence par le son donné.



B4




Son initial à identifier

→ Dans chaque colonne, sélectionne le dessin du mot qui commence par le même son que le mot dessiné en modèle.



Son initial à identifier




→ Dans chaque colonne, sélectionne le dessin du mot qui commence par le même son que le mot dessiné en modèle.



C2

Son initial à identifier


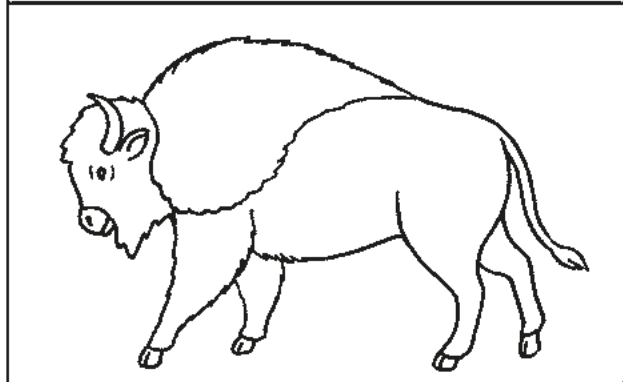
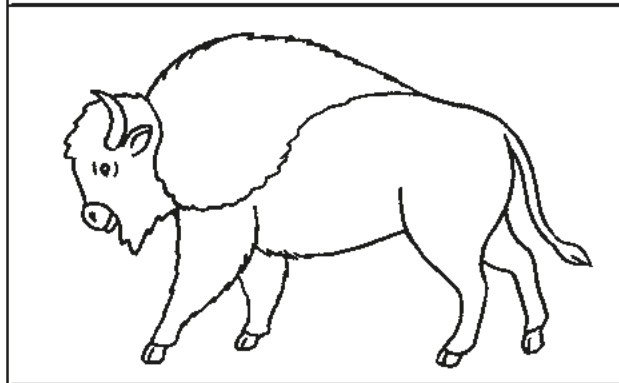




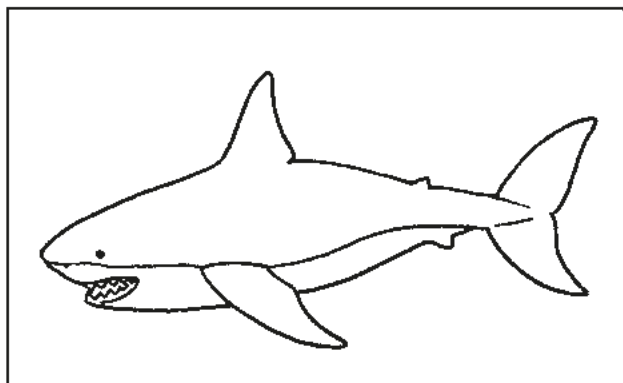
→ Dans chaque colonne, sélectionne le dessin du mot qui commence par le même son que le mot dessiné en modèle.



C3

Son initial à identifier



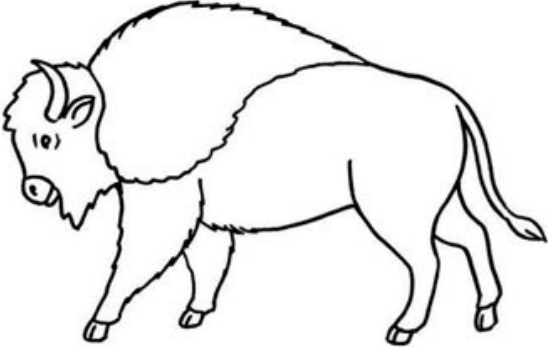









→ Dans chaque colonne, sélectionne le dessin du mot qui commence par le même son que le mot dessiné en modèle.



C4

Son initial à identifier













→ Pour chaque mot dessiné de la première colonne, trouve celui de la deuxième colonne qui commence par le même son. Clippe une pince de même couleur.

DI

Son initial à identifier



→ Pour chaque mot dessiné de la première colonne, trouve celui de la deuxième colonne qui commence par le même son. Clippe une pince de même couleur.

D2


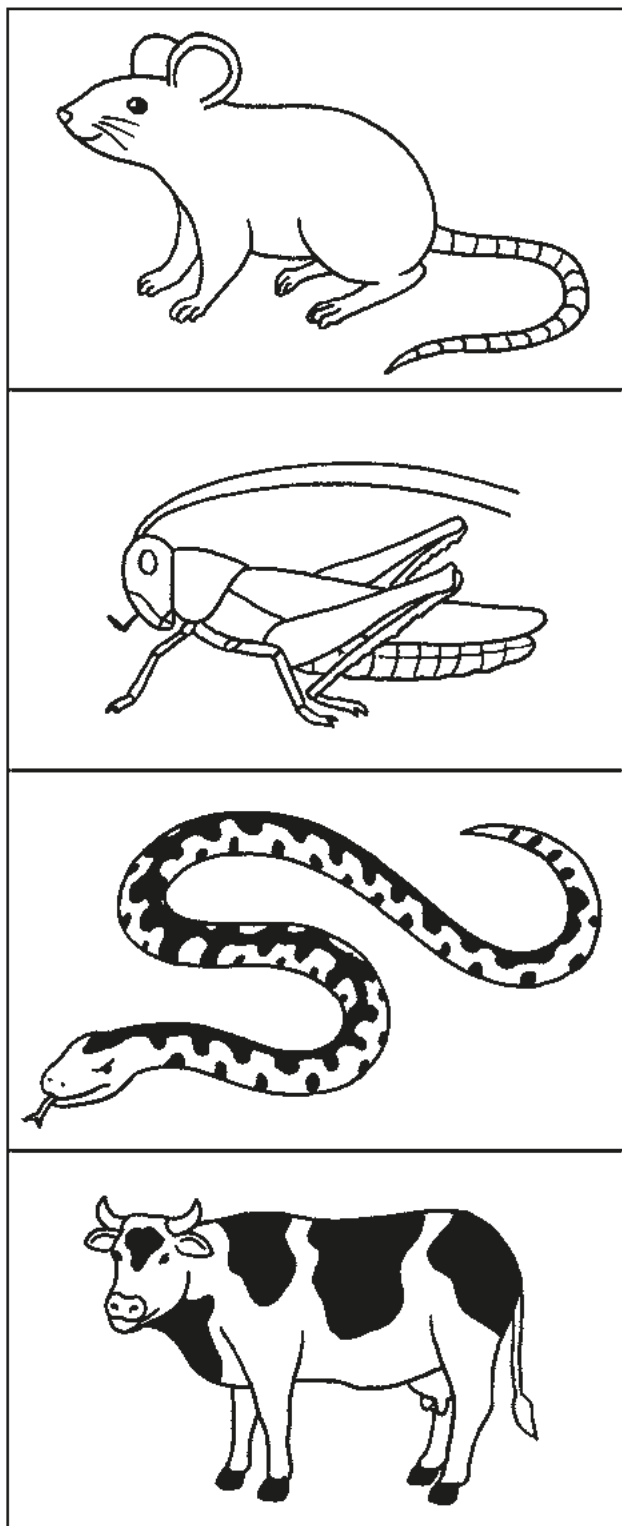

Son initial différent

→ Dans chaque colonne, sélectionne le dessin du mot qui ne commence pas par le même son que le mot dessiné en modèle.



Son initial différent





→ Dans chaque colonne, sélectionne le dessin du mot qui ne commence pas par le même son que le mot dessiné en modèle.



Lien son-lettre, lettre-son

→ Sur chaque ligne, sélectionne la lettre qui correspond au son que tu entends au début du mot dessiné.





	<p>l t f</p>
	<p>b q f</p>
	<p>b q p</p>
	<p>n v m</p>

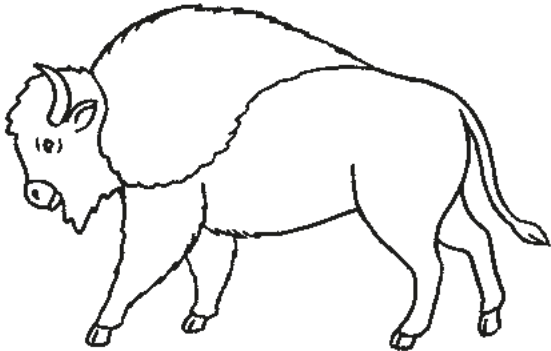
Lien son-lettre, lettre-son


→ Sur chaque ligne, sélectionne la lettre qui correspond au son que tu entends au début du mot dessiné.



	r v t
---	-------------

	s n r
--	-------------









	d q b
---	-------------

	b q a
---	-------------

F2

Lien son-lettre, lettre-son





→ Pour chaque dessin, trouve la lettre correspondant au son que tu entends au début du mot. Clippe une pince de même couleur.

 	l
 	t
 	d
 	f

G1





Lien son-lettre, lettre-son

→ Pour chaque dessin, trouve la lettre correspondant au son que tu entends au début du mot. Clippe une pince de même couleur.

	S
	p
	m
	r



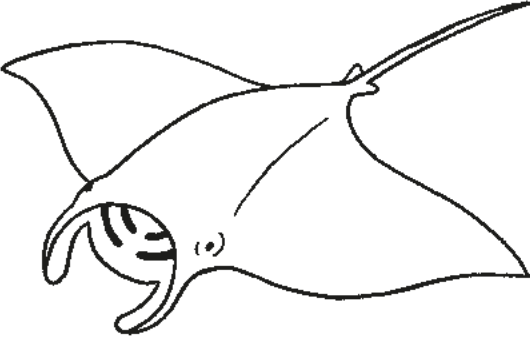
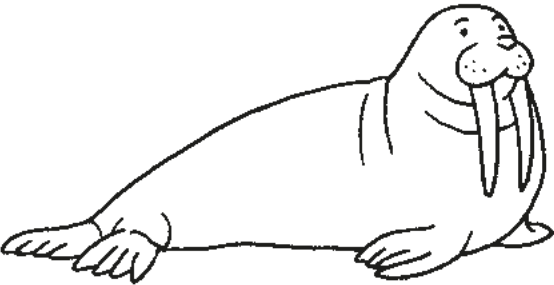
Lien son-lettre, lettre-son

→ Pour chaque dessin, clippe la pince portant la lettre correspondant au son que tu entends au début du mot.

Lien son-lettre, lettre-son


→ Pour chaque dessin, clippe la pince portant la lettre correspondant au son que tu entends au début du mot.


	
	
	
	

H2

Encodage

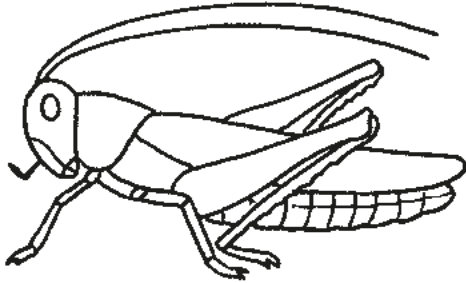
→ Pour chaque dessin, sélectionne la lettre correspondant au son que tu entends au début du mot. Écris-la (feutre effaçable).

	l b p
_apin	

	v r f
_equin	

Encodage

→ Pour chaque dessin, sélectionne la lettre correspondant au son que tu entends au début du mot. Écris-la (feutre effaçable).




v

m

s

_ auterelle



d


b

p


_ oule

Encodage

→ Pour chaque dessin, complète le mot en cliquant la pince qui porte la lettre correspondant au son que tu entends au début de ce mot.



_aleine




_auphin

Encodage

→ Pour chaque dessin, complète le mot en cliquant la pince qui porte la lettre correspondant au son que tu entends au début de ce mot.



_ ourmi



_ outon