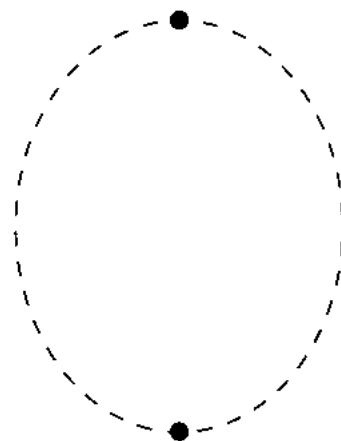
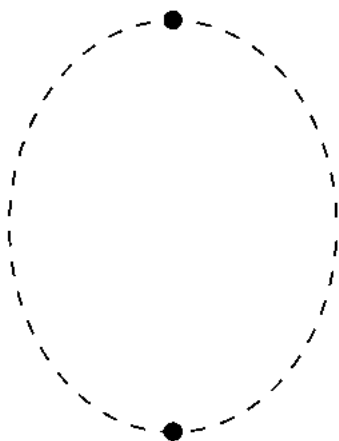
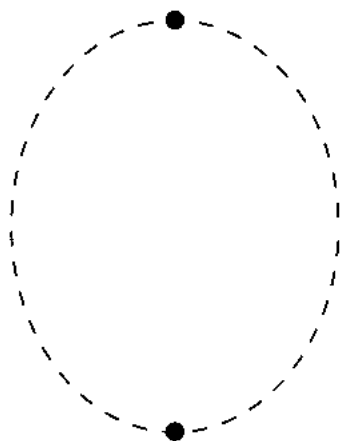
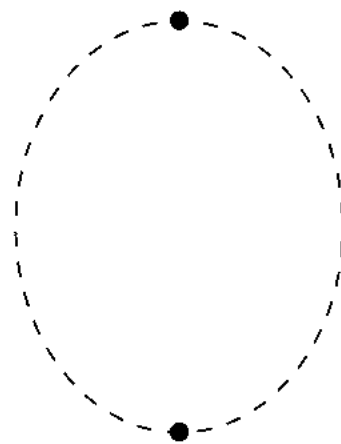
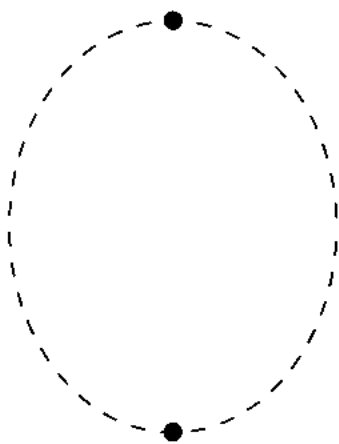
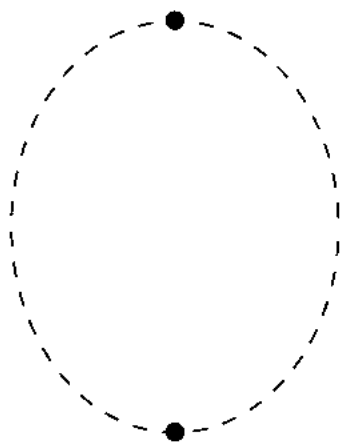


NOM :

DATE :

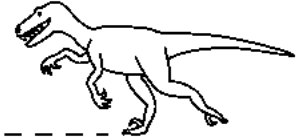


→ Dessine les œufs de dinosaure.



NOM :

DATE :



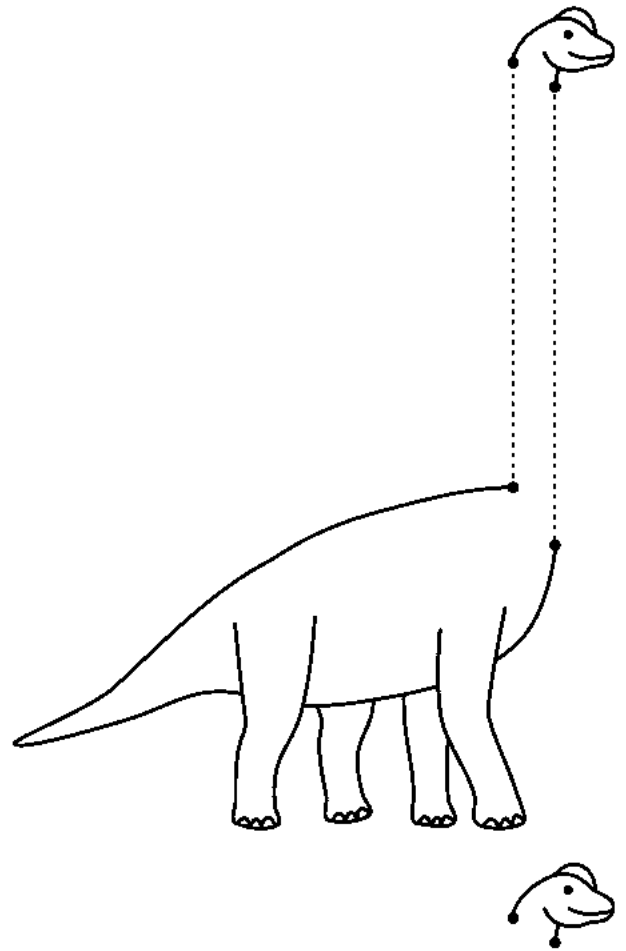
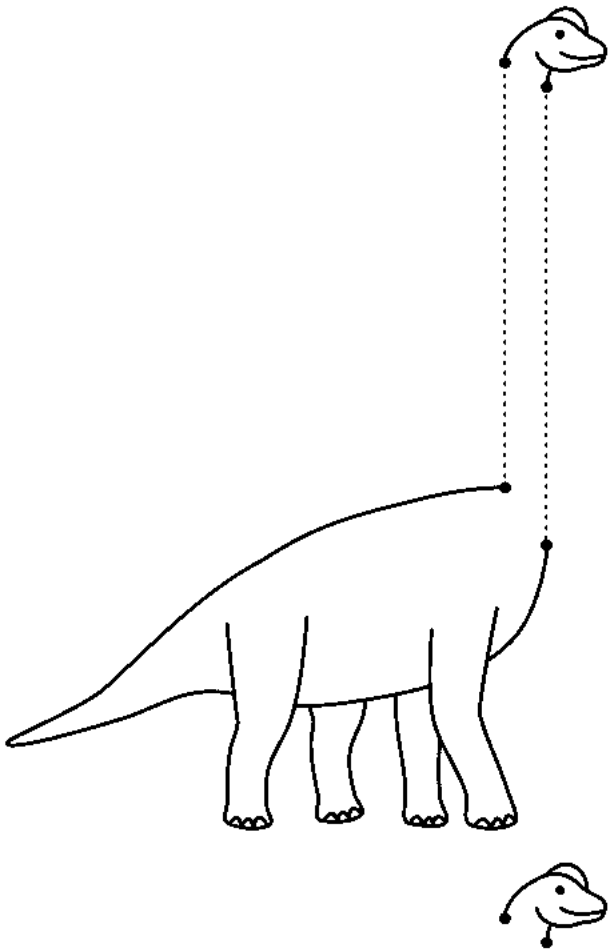
→ Trace le trajet des dinosaures (vélociraptors).



NOM :

DATE :

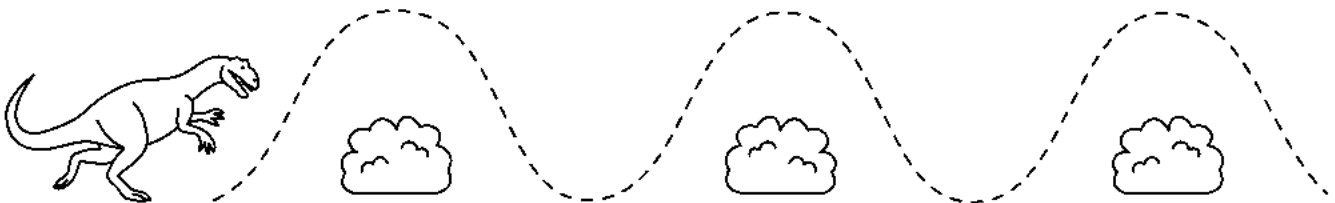
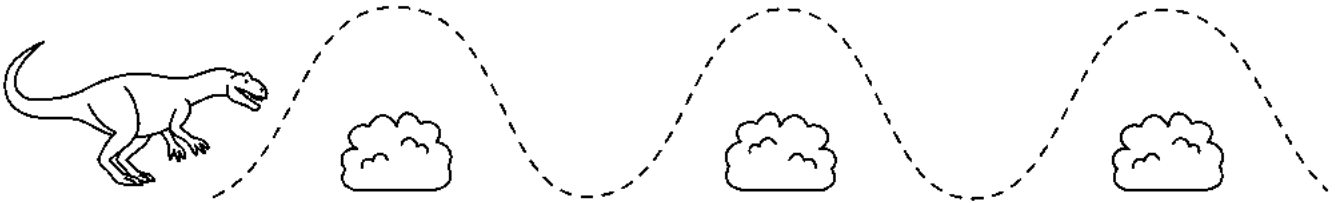
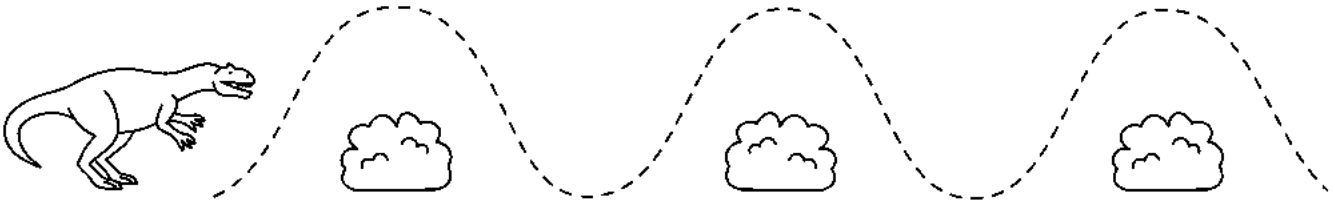
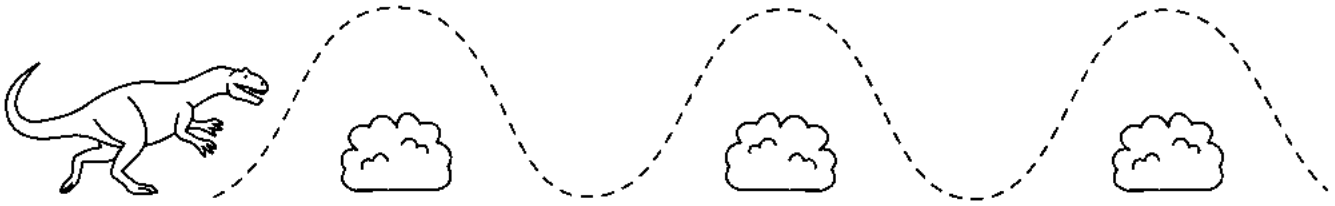
→ Dessine le cou des dinosaures (brachiosaures).



NOM :

DATE :



→ Trace le trajet des dinosaures (allosaures).



NOM :

DATE :

→ Dessine les plaques des dinosaures (stégosaures).



NOM :

DATE :


→ Dessine les écailles des dinosaures (sarcosuchus).



NOM :

DATE :


→ Dessine les contours du dinosaure.



NOM :

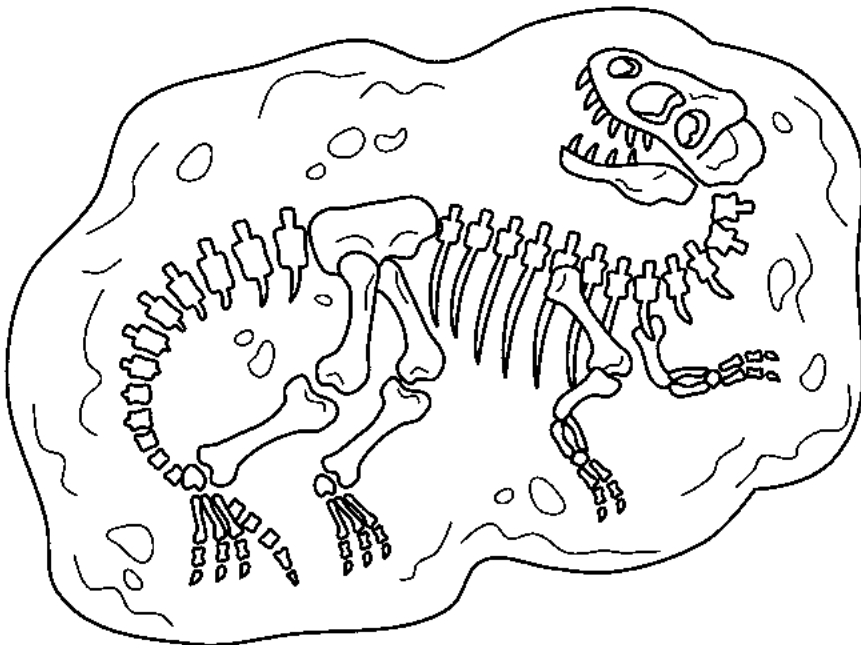
DATE :

→ Copie chaque mot sous son modèle.



LE DINOSAURE

---



LE FOSSILE


---



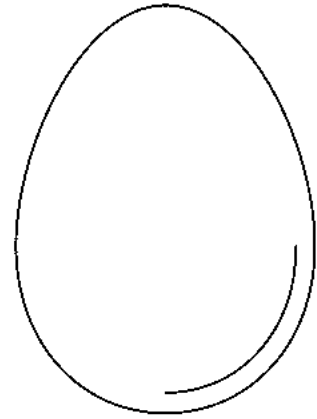
NOM :

DATE :

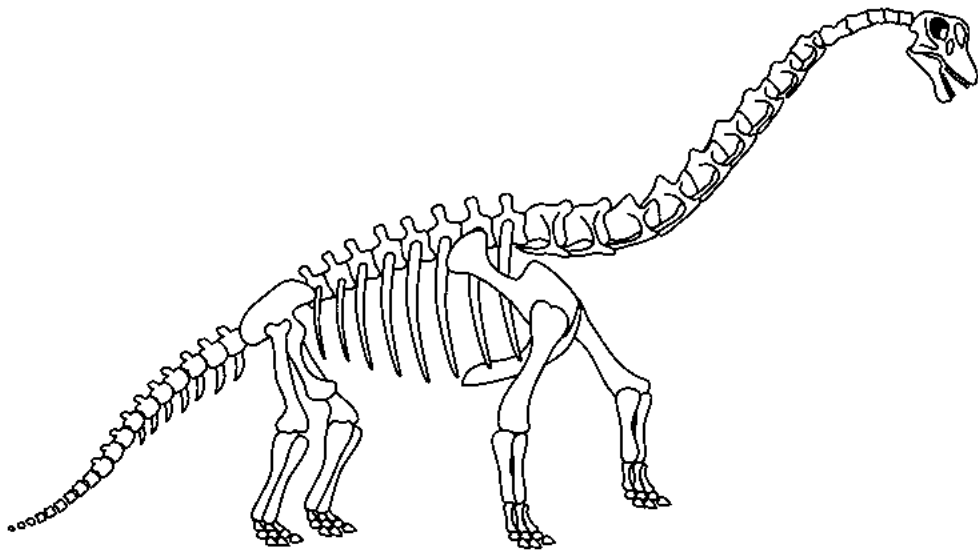
→ Copie chaque mot sous son modèle.



le dinosaure



l'œuf


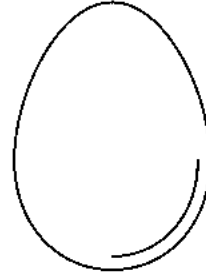




le squelette


NOM :

DATE :

→ Découpe les étiquettes et colle-les au bon endroit.



10



le dinosaure

le volcan

l'herbe

l'arbre

le squelette

l'œuf


l'empreinte

le fossile

NOM :

DATE :

→ Retrouve les lettres du mot *dinosaure* et colorie-les.




dinosaure

d	m	f	p	i	c
l	x	n	g	b	o
k	f	z	a	f	j
w	s	t	q	h	v
g	c	u	l	y	r
e	j	v	b	q	h

NOM :

DATE :

→ Découpe les lettres et colle-les au bon endroit en t'aidant du modèle.



12

L E


D I N O S A U R E

A E E I O U D N S L R

NOM :

DATE :

→ Découpe les étiquettes  
et colle-les dans le bon ordre.



le    dinosaure    mange    des    feuilles


--	--	--	--	--

des le feuilles mange dinosaure

NOM :

DATE :

→ Entoure tous les mots *dinosaure* que tu vois.



dinosaure

dinette

dinosaure

diner

brachiosaure

dinosaure

dinette

dinosaure

dinerais

brachiosaure


dinosaure

dinosaure


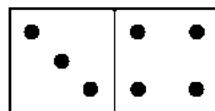
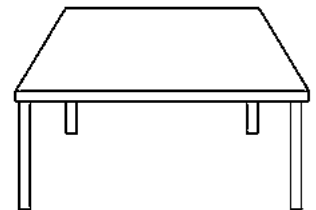

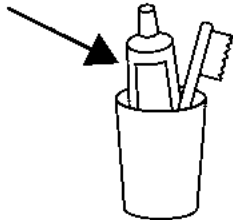
NOM :

DATE :

→ Nomme les dessins et colorie ceux qui commencent par *d* comme *dinosaure*.



dinosaure




NOM :

DATE :

→ Colorie tous les dinosaures dont le nom (scientifique) se termine par *us*, comme l'allosaurus.




l'allosaurus




le torosaurus




le ptéranodon




le diplodocus



le tyrannosaurus



le polacanthus




le brachiosaure



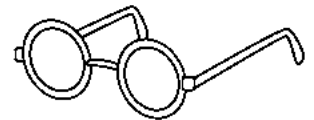
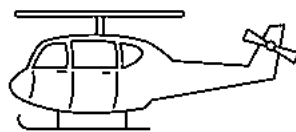
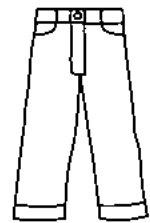
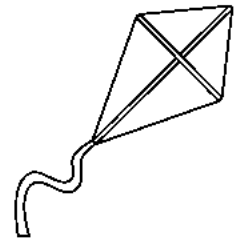



NOM :

DATE :

→ Nomme les dessins et colorie ceux qui ont 3 syllabes comme *dinosaure*.





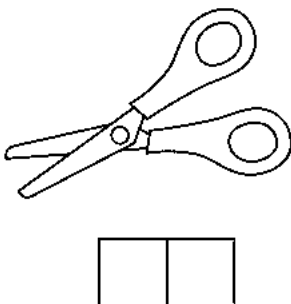
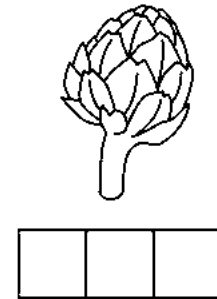
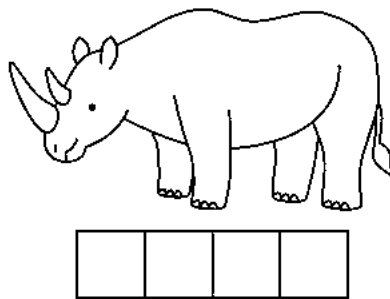
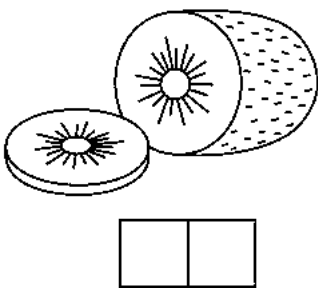

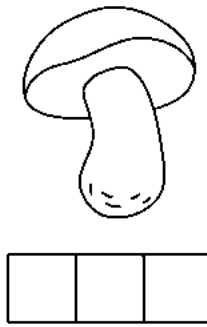
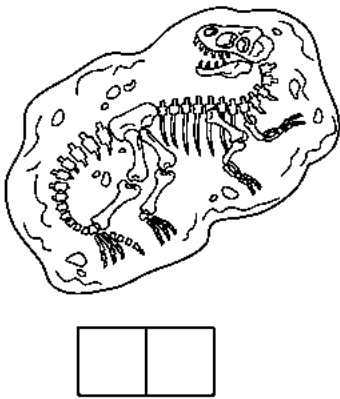

dinosaure



NOM :

DATE :

→ Nomme les dessins et colorie la case de la syllabe où tu entends [i].



NOM :

DATE :

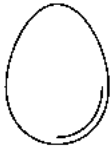
→ Relie chaque mot en script au mot identique en cursive.



le dinosaure •



le squelette •



l'œuf •



l'empreinte •



le fossile •



le volcan •

• le squelette

• le fossile

• le dinosaure

• le volcan







• l'œuf

• l'empreinte

NOM :

DATE :






→ Distribue une touffe d'herbe à chaque dinosaure.



NOM :

DATE :





→ Colorie en jaune l'ensemble qui contient le plus de dinosaures et en vert celui qui en compte le moins.





NOM :

DATE :

→ Compte les dinosaures dans chaque ensemble et relie à l'étiquette ceux qui en ont 5.




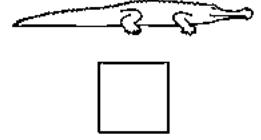
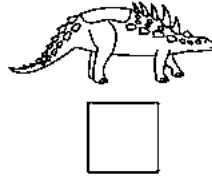
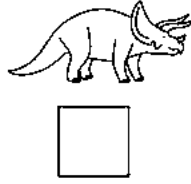
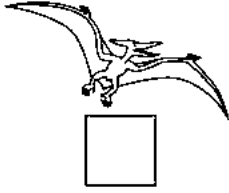
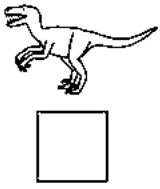
5



NOM :

DATE :


→ Fais des ensembles de dinosaures identiques et reporte dans le tableau le nombre que compte chaque collection.




NOM :

DATE :


→ Relie chaque groupe de dinosaures à l'étiquette-nombre correspondante.




3  
trois




5  
cinq



1  
un



2  
deux



4  
quatre



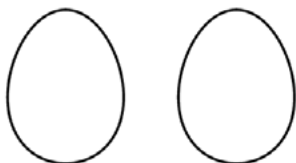



NOM :

DATE :

→ Complète chaque groupe pour obtenir une collection de 6.





6



NOM :

DATE :

→ Pour chaque groupe, dessine autant d'arbres que de dinosaures.



NOM :

DATE :

→ Dessine et réponds.

Hier, deux bébés dinosaures sont nés.

Ce matin, trois autres bébés sont nés.

Combien de bébés dinosaures y a-t-il en tout ?

Maintenant, il y a  bébés dinosaures.

# Constitution d'un répertoire graphique (1)

→ Repasse sur les traits horizontaux.



→ Repasse sur les vagues.



*À reproduire en agrandissement.*


## Constitution d'un répertoire graphique (2)

→ Repasse sur les traits verticaux.



B2


→ Repasse sur les boucles.



*À reproduire en agrandissement.*

# Constitution d'un répertoire graphique (3)

→ Repasse sur les cercles.



→ Repasse sur les traits obliques.



À reproduire en agrandissement.

# Réinvestissement du répertoire graphique (1)

→ Complète les carreaux de la cuisine.



C1

*À reproduire en agrandissement.*

# Réinvestissement du répertoire graphique (2)

→ Décore les gâteaux avec les graphismes de ton choix.



*À reproduire en agrandissement.*



## Réinvestissement du répertoire graphique (3)

→ Dessine les vagues sur la mer et les poils sur le gorille.



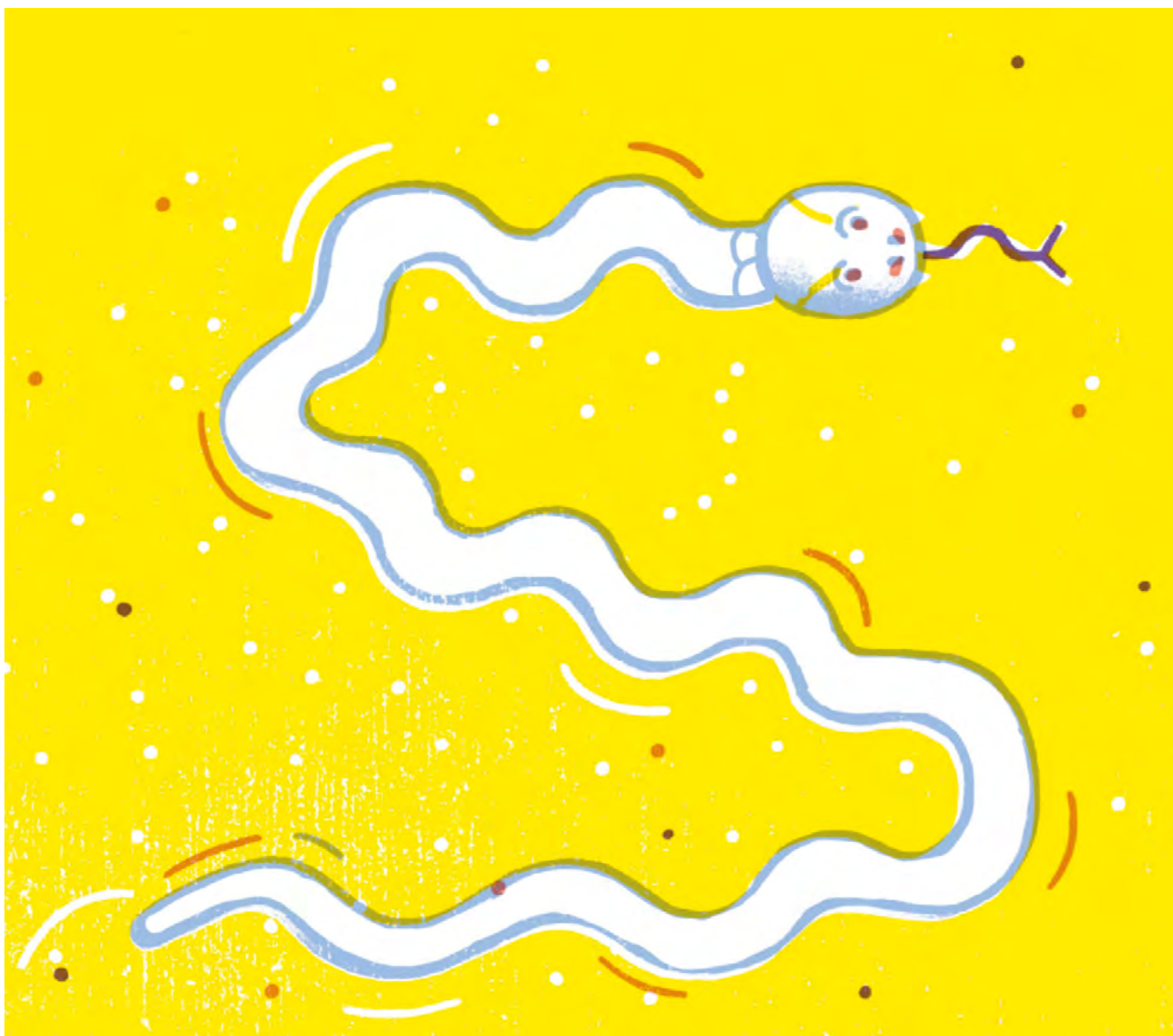
C3 → Dessine les étoiles dans le ciel.



*À reproduire en agrandissement.*

# Réinvestissement du répertoire graphique (4)

→ Dessine les écailles du serpent.



C4

*À reproduire en agrandissement.*

## Réinvestissement du répertoire graphique (5)

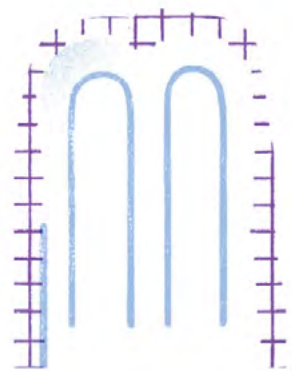
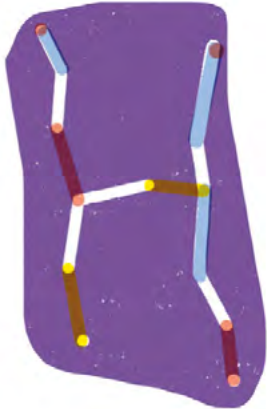

→ Dessine les boucles effectuées par les abeilles.



C5

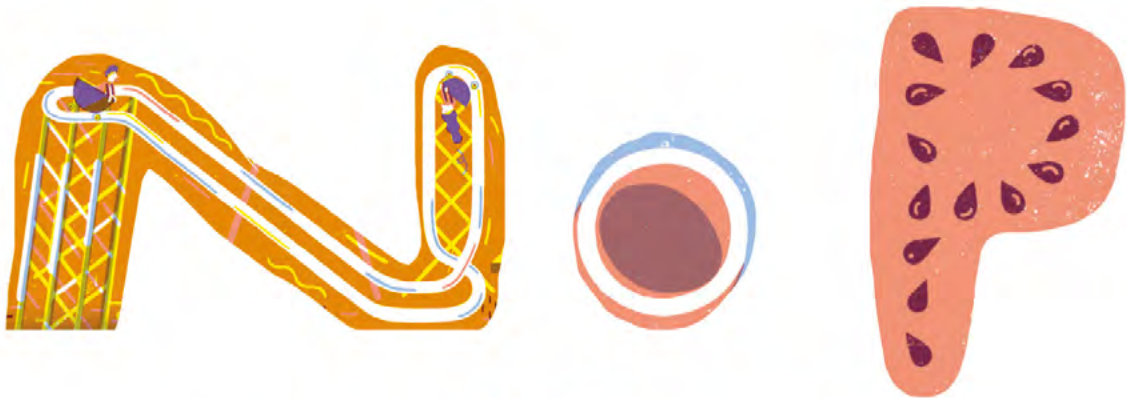
*À reproduire en agrandissement.*

# Les lettres de l'album (1)




D1

## Les lettres de l'album (2)



D2

## Tracé des lettres de l'album (1)



E1

## Tracé des lettres de l'album (2)



E2







# Les p'tites bêtes!



## Les jetons



*À dupliquer en 4 exemplaires*

## Les pions

